

Date	Kind of Meeting	Where Held
September 16, 2013	Regular	Dothan City Board of Education, Teachers' Center, 500 Dusy Street
Presiding Officer	Members Present	Members Absent
Dr. Harry Wayne Parrish, Chairman	Dr. Harry Wayne Parrish, Chairman Mrs. Brenda Guilford, Vice-Chairman, District 1 Mr. Franklin Jones, District 2 Mr. Charles Woodall, District 3 Mr. Jimmy Addison, District 4 Mr. Ben Armstrong, District 5 Mr. Chris Maddox, District 6	

Dr. Harry Wayne Parrish called the meeting to order at 5:02 p.m.
Mr. Franklin Jones led in prayer.
Dr. Harry Wayne Parrish led the Pledge of Allegiance.

Approval of Agenda and Proposed Agenda Modifications

Mrs. Brenda Guilford made a motion seconded by Mr. Franklin Jones to approve the Agenda and proposed Agenda modifications as presented and as recommended by the Superintendent. The motion carried. Voting was as follows: "YEA" – Jones, Woodall, Addison, Guilford, Armstrong. "NAY" – None. "ABSTAIN" – None.

School System News

Mrs. Aneta Walker, Principal at Cloverdale Elementary School presented their school news.
Mr. Chris Maddox arrived.

Mr. Stan Eldridge, Principal at Dothan High School, and Mr. Chris Payne presented their school news.

Delegations

Ms. Angela Adkinson addressed the Board regarding Mr. Wilder's denial of her out of zone request. No action was taken by the Board.

Board Comments

Mrs. Brenda Guilford stated I have enjoyed working with Charles Woodall.

Mr. Jimmy Addison stated the lady that just spoke, Mr. Segrest with them living out of zone legally can we allow them to come into our zone? Mr. Jere Segrest stated I am afraid, out of county and out of zone. Mrs. Morgan has Mr. Wilder discussed any more about the safety plan that was presented to us a few Board meetings back. Mrs. Morgan stated yes, last week Mr. Wilder got with Mr. Manuel about having a way for schools to purchase that so we put that in place and Principals were told this morning about getting their spread sheet in place for all of their teachers to give their cell number and get in touch about getting that in place for all of our schools. Mr. Jimmy Addison stated that night it was discussed about the Principals paying for that. Are the schools going to be paying for that or will it be brought to the Board? Mr. Mike Manuel stated we have already purchased that for the schools and they will be responsible for the yearly maintenance fee. Mr. Jimmy Addison stated the wheels are in motion to get this going. Mr. Mike Manuel stated the Principals have been sent the information the company needs for each school and he will get with each school to customize it for each school. Mr. Jimmy Addison stated if something happens at a school is there some way that we as Board Members could be put on the program. I do not like to get a call from a parent saying do you know a school has been locked down. Mr. Mike Manuel stated as long as your or Mr. Wilder's cell numbers are in there you would be apprised of anything that is happening at that particular school.

Mr. Charles Woodall stated I came into this job four years not knowing what to expect and I still do not know a lot of things. There are two things I have learned over the last four years. The first one is that God puts you in positions to test your humility and teach you lessons. The other thing I learned is the people of this system do more with less. Everybody in this system does so much with so little. You all should be proud of that. We have butted heads sometimes up here and out there with you but I do respect what you do each and every one of you. I am going to miss seeing what you are doing. I do appreciate individually what you do even if I have not told you personally. I appreciate my fellow Board Members for welcoming me four years ago and I will miss you on an individual level.

Dr. Harry Wayne Parrish stated I reiterate what all have said. I have told people if you could have a bird's eye view of us when in executive sessions you would really understand this Board. Charles has been one of the leaders, kids come first. Thank you Mr. Woodall.

Action Items – Adoption of Consent Agenda

Mr. Ben Armstrong made a motion seconded by Mr. Chris Maddox to approve the Consent Agenda as presented and as recommended by the Superintendent. The motion carried unanimously. Voting was as follows: "YEA" – Jones, Woodall, Addison, Guilford, Armstrong, Maddox. "NAY" – None. "ABSTAIN" – None.

Minutes for May 6, 2013 Special Called Meeting
 Monthly Financial Reports and Accounts Payable/Payroll (see below)
 Head Start Financial Report
 Donation(s)

Dothan City Schools
 COMBINED BALANCE SHEET - ALL FUND TYPES AND ACCOUNT GROUPS

FISCAL PERIOD AUGUST 2013

EXHIBIT P-I-A

FUND TYPES AND ACCOUNT GROUPS	GENERAL	GOVERNMENTAL SPEC. REV.	DEBT SERV.	CAP. PROJ.	PROPRIETARY ENTERPRISE	FIDUCIARY TRUST	ACCOUNT GRP. P/A & L TERM
ASSETS AND OTHER DEBITS							
CASH	10,040430.97	4,130527.51	195258.25	2,685751.42	.00	962810.31	.00
INVESTMENTS	.00	.00	.00	.00	.00	.00	.00
RECEIVABLES							
DOUTIFUL	.00	.00	.00	.00	.00	.00	.00
INTERFUND	.00	.00	.00	750.00	.00	.00	.00
OTHER	49339.85	673342.07	.00	187044.18	.00	.00	.00
INVENTORIES	139009.75	209933.44	.00	.00	.00	.00	.00
OTHER ASSETS	45541.75	.00	.00	.00	.00	.00	.00
FIXED ASSETS	.00	.00	.00	.00	.00	.00	44,049406.55
ACCUM DEP	.00	.00	.00	.00	.00	.00	12,443044.69
OTHER DEBITS							
DEBT SERV	.00	.00	.00	.00	.00	.00	.00
LONG TERM	.00	.00	.00	.00	.00	.00	14,950463.28
OTHER DEB	.00	.00	.00	.00	.00	.00	.00
TOTAL ASSETS & DEBITS	10,183238.82	5,012903.02	195258.25	2,873545.60	.00	962810.31	43,556915.07
LIABILITIES & FUND EQ. LIABILITIES							
SALARIES AND BEN	1,820225.07	219721.80	.00	.00	.00	.00	.00
PAYROLL W/H	.00	.00	.00	.00	.00	779209.26	.00
CLAIMS PAYABLE	5668.23	1419.06	.00	.00	.00	145755.31	.00
OTHER PAYABLE							
INTERFUND	750.00	.00	.00	.00	.00	.00	.00
OTHER	760.58	.00	.00	.00	.00	6796.00	.00
OTHER LIABILITIES	.00	523755.51	.00	.00	.00	.00	.00
LONG TERM LIAB	.00	.00	.00	.00	.00	.00	14,950463.28
TOTAL LIABILITIES	1,027403.88	802728.37	.00	.00	.00	911760.47	14,950463.28
FUND EQUITY							
INVESTMENT IN F/X	.00	.00	.00	.00	.00	.00	28,486451.33
RETAINED EARNINGS	.00	.00	.00	.00	.00	.00	.00
CONTRIBUTED CAP	.00	.00	.00	.00	.00	.00	.00
RESERVED FUND BAL	138339.00	789533.44	.00	.00	.00	.00	.00
UNRESERVED FUND BAL	9,017495.94	3,921140.41	195258.25	2,873545.60	.00	51049.84	28,606451.87
TOTAL FUND EQUITY	9,155834.94	4,130174.05	195258.25	2,873545.60	.00	51049.84	28,606451.87
TOTAL LIAB & FUND EQUITY	10,183238.82	5,012903.02	195258.25	2,873545.60	.00	962810.31	43,556915.07

Dothan City Schools
 COMBINED STATEMENT OF REVENUES, EXPENDITURES, AND CHANGES IN FUND BALANCES
 GOVERNMENTAL AND EXPENDABLE TRUST FUNDS
 YEAR ENDED AUGUST 2013

EXHIBIT P-II-A

FUND TYPES DESCRIPTION	GENERAL	GOVERNMENTAL SPEC. REV.	DEBT SERV.	CAP PROJ.	FIDUCIARY EXP. TRUST	TOTAL MEMO ONLY
REVENUES:						
STATE REVENUES	40,391,812.95	1,000.00	.00	2,335,053.85	.00	42,427,866.81
FEDERAL REVENUES	58,385.48	11,400,187.08	.00	.00	.00	11,458,572.56
LOCAL REVENUES	17,917,397.09	2,122,286.45	.00	5,271.95	21,547.18	20,284,502.67
OTHER REVENUES	295,330.97	33,332.74	.00	.00	.00	298,713.71
TOTAL REVENUES	58,662,926.49	14,014,806.27	.00	2,840,325.81	21,547.18	74,550,255.45
EXPENDITURES:						
INSTRUCTIONAL SERVICES	35,321,316.00	5,251,874.10	.00	.00	1,946.46	40,775,136.56
INSTRUCTIONAL SUPPORT SERVICES	9,823,285.34	2,247,263.91	.00	68,346.13	19,530.45	12,148,445.83
OPERATION & MAINTENANCE	5,532,523.02	36,659.82	.00	241,607.01	.00	5,810,790.35
AUXILIARY SERVICES	1,035,151.02	5,478,851.00	.00	.00	.00	6,514,002.02
GENERAL ADMINISTRATIVE SERVICES	2,222,754.72	16,155.34	.00	84,361.40	.00	2,323,271.46
CAPITAL OUTLAY	.00	.00	.00	1,216,110.55	.00	1,216,110.55
DEBT SERVICES	.00	.00	.00	1,387,466.83	.00	1,387,466.83
PRINCIPAL						
INTEREST						
OTHER EXPENDITURES	1,122,834.41	2,416,833.72	.00	.00	3,801.74	3,542,669.17
TOTAL EXPENDITURES	57,248,156.21	15,991,392.39	.00	3,780,125.92	28,278.65	75,349,863.27
OTHER FUND SOURCES (USES)						
TRANSFERS IN	429,783.01	1,366,243.23	.00	.00	.00	1,796,026.24
OTHER FUND SOURCES	67,883.65	.00	.00	.00	.00	67,883.65
TRANSFERS OUT	1,288,767.89	338,526.15	.00	.00	53.00	1,627,347.04
OTHER FUND USES	.00	.00	.00	.00	.00	.00
TOTAL OTHER FUND SOURCES (USES)	789,919.43	1,327,717.08	.00	.00	53.00	2,117,697.51
EXCESS REVENUES & OTHER SOURCES OVER (UNDER) EXPENDITURES & OTHER						
	564,509.65	548,779.34	.00	1,059,800.11	6,774.47	1,029,863.57
BEGINNING FUND BALANCE	8,590,325.39	4,578,953.09	195,258.25	2,873,545.71	57,834.31	17,435,716.75
ENDING FUND BALANCE	9,155,834.94	4,130,174.05	195,258.25	2,873,545.60	51,049.84	28,606,451.87

Dothan City Schools
COMBINED STATEMENT OF REVENUES, EXPENDITURES, AND CHANGES IN FUND BALANCES
BUDGET AND ACTUAL
YEAR ENDED AUGUST 2013

EXHIBIT P-III-A

Table with 8 columns: FUND TYPE, DESCRIPTION, BUDGET, GENERAL ACTUAL, VARIANCE, BUDGET, SPECIAL REVENUE ACTUAL, VARIANCE. Rows include REVENUES (STATE, FEDERAL, LOCAL, OTHER), EXPENDITURES (INSTRUCTIONAL, OPERATIONAL, AUXILIARY, GENERAL ADMINISTRATIVE, CAPITAL, DEBT), and FUND BALANCES.

Dothan City Schools
COMBINED STATEMENT OF REVENUES, EXPENDITURES, AND CHANGES IN FUND BALANCES
BUDGET AND ACTUAL
YEAR ENDED AUGUST 2013

EXHIBIT P III-B

Table with 7 columns: FUND TYPE, DESCRIPTION, BUDGET, DEBT SERVICE ACTUAL, VARIANCE, BUDGET, CAPITAL PROJECTS ACTUAL, VARIANCE. Rows include REVENUES (STATE, FEDERAL, LOCAL, OTHER), EXPENDITURES (INSTRUCTIONAL, OPERATIONAL, AUXILIARY, GENERAL ADMINISTRATIVE, CAPITAL, DEBT), and FUND BALANCES.

Dothan City Schools
COMBINED STATEMENT OF REVENUES, EXPENDITURES, AND CHANGES IN FUND BALANCES
BUDGET AND ACTUAL
YEAR ENDED AUGUST 2013

EXHIBIT P-III-C

Table with 7 columns: FUND TYPE, DESCRIPTION, BUDGET, EXPENDABLE TRUST ACTUAL, VARIANCE, TOTAL GOVERNMENT & EXPENDABLE TRUST FUNDS BUDGET, ACTUAL, VARIANCE. Rows include REVENUES (STATE, FEDERAL, LOCAL, OTHER), EXPENDITURES (INSTRUCTIONAL, OPERATIONAL, AUXILIARY, GENERAL ADMINISTRATIVE, CAPITAL, DEBT), and FUND BALANCES.

DOTHAN CITY SCHOOLS

General Fund Expenditures by Function for:
Percentage of Budget Year Elapsed:

Aug-13
91.67%

Unaudited - For Internal Use Only

Function	Function Code	Annual Budget	Year-To Date Activity	Budget Balance	Percent of Budget
Instruction	51100	39,842,136.82	35,489,482.83	4,352,653.99	89.08%
Guidance & Counseling Services	52120	1,601,352.40	1,619,841.94	(18,489.54)	101.15%
Health Services	52140	409,300.80	381,811.83	27,488.97	93.28%
Psychological Services	52170	293,191.14	258,184.75	35,006.39	88.06%
Speech Pathology & Audiology Services	52180	567,649.43	549,224.61	18,424.82	96.75%
Other Student Support Services	52190	69,482.46	70,111.24	(628.78)	100.90%
Instructional Improvement & Curri. Dev. Services	52210	1,093,433.11	1,372,910.93	(279,477.82)	125.56%
Instructional Staff Development Services	52215	160,850.00	160,246.41	603.59	99.62%
Educational Media Services	52220	1,347,270.11	1,253,127.10	94,143.01	93.01%
Office of School Administrator	52310	4,276,484.47	4,139,228.69	137,255.78	96.79%
Security Services	53100	-	792.90	(792.90)	#DIV/0!
Building Services	53200	4,205,202.80	4,878,632.08	(673,429.28)	116.01%
Grounds Services	53300	212,793.33	238,279.37	(25,486.04)	111.98%
Equipment Services	53400	274,146.82	398,127.00	(123,980.78)	145.22%
Other Operations and Maintenance Services	53900	17,209.01	15,470.27	1,738.74	89.90%
Transportation Administrative Services	54110	214,263.54	275,712.89	(61,449.35)	128.68%
Regular Transportation	54120	1,816,175.84	2,077,557.27	(261,426.43)	114.39%
Special Education Services	54130	400,790.73	371,324.31	29,466.42	92.88%
Transit on to Work Transportation	54131	7,075.44	10,731.98	(3,656.54)	151.68%
Vocational Transportation	54140	-	21,617.63	-	
Extra/Co-Curricular Transportation	54150	-	37,761.08	(37,761.08)	#DIV/0!
Transportation Vehicle Maintenance Services	54170	214,491.03	200,504.81	13,986.22	93.48%
Head Start Transportation	54181	-	36,226.02	-	
Magnet Schools from Zoned Schools Trsp.	54184	24,309.20	152.33	24,156.87	0.63%
Child Nutrition	54210	-	2,260.48	(2,260.48)	#DIV/0!
General Board of Education Services	56110	41,722.04	37,899.94	3,822.10	90.84%
Other Board of Education Services	56190	155,000.00	244,578.85	(79,578.85)	151.34%
General Executive Administrative Services	56210	341,298.89	382,743.90	(41,445.01)	112.44%
Special Area Executive Administrative Services	56220	64,008.62	96,517.61	(32,508.99)	150.79%
Fiscal Services	56310	441,273.42	472,875.82	(31,602.40)	107.16%
Warehousing and Distribution Services	56340	74,882.69	78,517.77	(3,635.08)	104.85%
Other Business Support Services	56390	146,957.88	84,112.06	62,845.82	61.41%
Information Services	56410	-	6,610.36	(6,610.36)	#DIV/0!
Data Processing Services	56420	357,194.43	481,452.14	(124,257.71)	134.79%
Staff Services	56430	257,739.85	263,853.27	(6,113.42)	102.37%
Other Central Support Services	56490	160,000.00	81,215.60	78,784.40	50.76%
Community Education	59120	65,000.00	49,611.33	15,388.67	76.33%
Extended Day/Dependent Care	59130	57,931.00	282,154.06	(224,223.06)	487.05%
Preschool	59140	520,064.79	454,941.24	65,123.55	87.48%
Other Expenditures	59800	402,907.67	335,756.40	67,151.27	83.33%
Total Expenditures		60,129,539.71	57,203,156.70	2,984,226.66	95.13%
Interfund Operating Transfers Out	59910	1,438,481.00	1,286,767.89	151,713.11	89.45%
Other Fund Uses		1,438,481.00	1,286,767.89	151,713.11	89.45%
Total Expenditures and Other Fund Uses		61,568,020.71	58,489,924.59	3,135,939.77	95.00%
MM_FCI_SUM					

DOTHAN CITY SCHOOLS
 General Fund Revenue for
 Percentage of Budget Year elapsed:

Aug-13
 91.67%

Unaudited - For Month Use Only

Revenue Source	Funding Source	Budget	Revenue This Month	Revenue Year-to-Date	(Under)/Over Budget	% of Budget
FOUNDATION PROGRAM	1110	\$ 39,561,243.00	\$ 3,296,710.00	\$ 36,264,470.00	\$ 3,296,773.00	91.67%
FOUNDATION PROGRAM-CURRENT UNITS	1120	\$ -	\$ -	\$ -	\$ -	ND/VD
SCHOOL NURSES PROGRAM	1200	\$ 328,813.00	\$ 27,484.00	\$ 302,324.00	\$ 27,488.00	91.67%
TECHNOLOGY COORDINATOR	1201	\$ 26,811.00	\$ 2,234.00	\$ 24,574.00	\$ 2,238.00	91.66%
CAREER TECH DBM ALLOCATION	1222	\$ 37,883.00	\$ -	\$ 15,760.00	\$ 22,123.00	38.91%
ALABAMA READING INITIATIVE	1230	\$ 738,044.00	\$ 61,587.00	\$ 677,457.00	\$ 61,567.00	91.67%
AT RISK - ONE TIME GRANT	1231	\$ -	\$ -	\$ -	\$ -	ND/VD
HIGH HOPES	1240	\$ 67,831.00	\$ 4,827.00	\$ 63,102.00	\$ 4,828.00	91.66%
CHILDREN FIRST ALABAMA TOBACCO SETTLEMENT	1260	\$ 31,814.00	\$ 2,551.00	\$ 29,361.00	\$ 2,553.00	91.66%
ESL - STATE	1262	\$ 12,318.00	\$ 1,028.00	\$ 11,308.00	\$ 1,030.00	91.66%
HIPPY	1277	\$ -	\$ -	\$ 48,750.00	\$ (48,750.00)	ND/VD
GIFTED EDUCATION	1278	\$ 11,628.00	\$ -	\$ 11,628.00	\$ -	100.00%
MENTORING PROGRAM	1279	\$ -	\$ -	\$ -	\$ -	ND/VD
IGTE EXTENDED CONTRACT GRANT	1280	\$ -	\$ -	\$ -	\$ -	ND/VD
HIGH SCHOOLS THAT WORK	1282	\$ -	\$ -	\$ -	\$ -	ND/VD
CAREER CENTERS THAT WORK	1283	\$ 10,000.00	\$ 7,275.24	\$ 12,348.17	\$ (22,348.17)	323.40%
AP GRANT AWARD	1285	\$ 20,850.00	\$ -	\$ 3,448.62	\$ 26,404.38	11.54%
TRANSPORTATION - OPERATIONS	1310	\$ 2,646,958.00	\$ 220,498.00	\$ 2,423,018.00	\$ 220,452.00	91.67%
AT RISK	1410	\$ 264,268.00	\$ 21,197.00	\$ 233,787.00	\$ 21,202.00	91.66%
STATE REWARDS	1411	\$ -	\$ -	\$ -	\$ -	ND/VD
PRESCHOOL - STATE	1500	\$ 23,871.00	\$ 1,889.00	\$ 21,879.00	\$ 1,962.00	91.66%
SALARIES - 1% PER ACT 97-238	1501	\$ -	\$ -	\$ -	\$ -	ND/VD
GOV'S SPECIAL APPROPRIATION	1710	\$ -	\$ -	\$ -	\$ -	ND/VD
STATE PRE-KINDERGARTEN	1720	\$ 176,400.00	\$ -	\$ 175,400.00	\$ -	100.00%
LEGISLATIVE SPECIAL APPROPRIATIONS	1760	\$ 4,000.00	\$ 5,000.00	\$ 10,000.00	\$ 6,000.00	250.00%
STATE CONTRACTS	1810	\$ -	\$ -	\$ 5,566.62	\$ (5,566.62)	ND/VD
PUBLIC SCHOOL FUND INTEREST	2130	\$ 6,805.00	\$ -	\$ -	\$ 6,805.00	0.00%
DRIVERS EDUCATION AND TRAINING	2230	\$ -	\$ 11,720.00	\$ 11,720.00	\$ -	100.00%
SIXTEENTH SECTION LAND INTEREST	2254	\$ -	\$ -	\$ 448.00	\$ (448.00)	ND/VD
OTHER STATE	2901	\$ -	\$ -	\$ 30,000.00	\$ (30,000.00)	ND/VD
MILS - DISABILITY DETERMINATION	3110	\$ 9,500.00	\$ 200.00	\$ 8,240.00	\$ 1,260.00	86.74%
DDO-ARMY ROTC	3210	\$ 58,000.00	\$ -	\$ 29,154.96	\$ 28,845.04	50.31%
DDO-MARINES ROTC	3240	\$ 49,000.00	\$ -	\$ 10,180.72	\$ (11,840.28)	103.86%
COUNTY REG AD VALOREM 4.6 MILLS	6010	\$ 3,500,000.00	\$ 36,870.32	\$ 3,468,888.14	\$ 36,971.68	99.14%
OTHER COUNTY AD VALOREM TAXES	6050	\$ -	\$ -	\$ 35,759.35	\$ (35,759.35)	ND/VD
BUSINESS /PROFESSION TAX	6065	\$ -	\$ -	\$ -	\$ -	ND/VD
COUNTY SALES TAX 1%	6110	\$ 5,040,827.00	\$ 540,581.22	\$ 9,223,907.24	\$ (583,074.24)	110.34%
DISTRICT REG AD VALOREM 3.6 MILLS	6210	\$ 2,675,000.00	\$ 10,808.19	\$ 2,631,247.81	\$ 43,752.19	98.37%
DISTRICT SPECIAL AD VALOREM 2.0 MILLS	6230	\$ 1,700,000.00	\$ 10,328.69	\$ 1,352,162.44	\$ 347,767.56	81.31%
OTHER DISTRICT AD VALOREM TAXES	6290	\$ -	\$ 670.54	\$ 748,594.11	\$ (748,594.11)	ND/VD
HELPING SCHOOLS TAXES	6370	\$ 10,000.00	\$ 1,057.37	\$ 9,862.15	\$ 1,137.85	108.62%
MFG. HOMES - REG. FEES	6380	\$ 5,000.00	\$ 11.50	\$ 32,987.72	\$ (28,987.72)	548.80%
CITY COUNCIL APPROPRIATIONS	6500	\$ 3,128,288.00	\$ 311,523.53	\$ 3,425,762.17	\$ (311,523.67)	91.67%
REIMBURSEMENT FOR EXPENDITURES	6600	\$ 323,104.00	\$ 4,977.97	\$ 54,341.76	\$ 268,762.24	24.38%
INTEREST REVENUE	6810	\$ 45,000.00	\$ -	\$ 16,941.01	\$ 28,058.99	42.10%
LEGAL MISCELLANEOUS	6850	\$ -	\$ -	\$ -	\$ -	ND/VD
CHARGES FOR SERVICES	6901	\$ -	\$ 18,641.50	\$ 128,268.25	\$ (109,626.75)	ND/VD
DONATIONS	6940	\$ -	\$ -	\$ 5,512.00	\$ (5,512.00)	ND/VD
MEDICAID REIMBURSEMENT OUTREACH PROGRAM	6965	\$ 176,080.00	\$ -	\$ 168,127.84	\$ 7,952.16	95.47%
RESTRICTED LOCAL GRANT	6970	\$ 38,000.00	\$ -	\$ -	\$ 38,000.00	0.00%
SALE-SCRAP MATERIALS	6990	\$ -	\$ -	\$ -	\$ -	ND/VD
OTHER MISCELLANEOUS REVENUES	6990	\$ -	\$ 14,333.33	\$ 748,105.58	\$ (748,105.58)	ND/VD
EXTRACURRICULAR TRIP CHARGES	8565	\$ -	\$ 8,240.57	\$ 54,366.57	\$ (46,126.00)	ND/VD
OTHER TRIP CHARGES	9595/8957	\$ -	\$ -	\$ 2,108.62	\$ (2,108.62)	ND/VD
Total Revenue		\$ 61,814,436.00	\$ 4,888,415.24	\$ 58,803,870.19	\$ 3,993,678.41	94.80%
INDIRECT COST REVENUE	9010	\$ 181,781.29	\$ 7,358.43	\$ 36,630.79	\$ 145,150.50	19.88%
LOANS	9150	\$ -	\$ -	\$ -	\$ -	ND/VD
INTERFUND OPERATING TRANSFERS IN	9210	\$ -	\$ 29,182.06	\$ 429,763.51	\$ (429,763.51)	ND/VD
SALE OF FIXED ASSETS	9310	\$ -	\$ -	\$ -	\$ -	ND/VD
INSURANCE LOSS RECOVERIES	9320	\$ -	\$ -	\$ 30,281.16	\$ (30,281.16)	ND/VD
Other Financing Sources		\$ 187,461.99	\$ 38,490.49	\$ 496,667.46	\$ (308,685.97)	266.47%
Total Revenue and Other Financing Sources		\$ 62,002,698.50	\$ 4,704,906.73	\$ 59,100,433.65	\$ 2,913,882.74	95.32%
MM 11 REV						

DOTHAN CITY SCHOOLS
 General Fund - Local Revenue for:
 Percentage of Budget Year Elapsed:

Aug-13
 91.67%

Unaudited - For Internal Use Only

Local Revenue Sources	Revenue Source	Budget FY2012	Budget FY2013	% Inc. (Dec)	MONTHLY		Increase (Decrease)	% Inc (Dec)
					Last Year	This Year		
COUNTY REG AD VALOREM 4.5 MILLS	6010	\$ 3,500,000.00	\$ 3,500,000.00	0.00%	\$ 35,034.06	\$ 35,870.32	\$ 836.26	2.38%
OTHER COUNTY AD VALOREM TAXES	6090	\$ -	\$ -	0.00%	\$ -	\$ -	\$ -	#DIV/0!
BUSINESS PRIVILEGE TAX	6095	\$ -	\$ -	0.00%	\$ -	\$ -	\$ -	0.00%
COUNTY SALES TAX 1%	6110	\$ 5,556,591.00	\$ 5,640,827.00	1.52%	\$ 523,466.80	\$ 540,581.92	\$ 17,115.12	3.27%
DISTRICT REG AD VALOREM 3.5 MILLS	6210	\$ 2,700,000.00	\$ 2,675,000.00	-0.93%	\$ 30,355.50	\$ 30,808.76	\$ 453.26	1.49%
SPECIAL DISTRICT 2.0 MILL TAX	6230	\$ 1,700,000.00	\$ 1,700,000.00	0.00%	\$ 18,068.95	\$ 18,338.69	\$ 269.74	1.49%
HELPING SCHOOLS-TAGS	6370	\$ 6,000.00	\$ 6,000.00	0.00%	\$ 988.12	\$ 1,057.87	\$ 69.75	7.06%
MFG HOMES - REG FEES	6380	\$ 10,000.00	\$ 10,000.00	0.00%	\$ 17.50	\$ 11.50	\$ (6.00)	-34.29%
CITY COUNCIL APPROPRIATIONS	6520	\$ 3,738,286.00	\$ 3,738,286.00	0.00%	\$ 273,665.43	\$ 311,523.83	\$ 37,858.40	13.83%
Total Local Revenue - Month to Date Comparison		\$ 17,210,877.00	\$ 17,270,113.00	0.34%	\$ 891,896.36	\$ 936,192.89	\$ 44,296.53	5.00%

Local Revenue Sources	Revenue Source	Budget FY2012	Budget FY2013	(Dec)	YEAR TO DATE		Increase (Decrease)	% Inc (Dec)
					Last Year	This Year		
COUNTY REG AD VALOREM 4.5 MILLS	6010	\$ 3,500,000.00	\$ 3,500,000.00	0.00%	\$ 3,539,972.41	\$ 3,469,928.14	\$ (70,044.27)	-1.98%
OTHER COUNTY AD VALOREM TAXES	6090	\$ -	\$ -	0.00%	\$ -	\$ -	\$ -	#DIV/0!
BUSINESS PRIVILEGE TAX	6095	\$ -	\$ -	0.00%	\$ -	\$ -	\$ -	0.00%
COUNTY SALES TAX 1%	6110	\$ 5,556,591.00	\$ 5,640,827.00	1.52%	\$ 6,137,754.07	\$ 6,223,901.24	\$ 86,147.17	1.40%
DISTRICT REG AD VALOREM 3.5 MILLS	6210	\$ 2,700,000.00	\$ 2,675,000.00	-0.93%	\$ 2,683,307.99	\$ 2,631,347.61	\$ (51,960.38)	-1.94%
SPECIAL DISTRICT 2.0 MILL TAX	6230	\$ 1,700,000.00	\$ 1,700,000.00	0.00%	\$ 1,595,575.95	\$ 1,552,232.44	\$ (43,343.51)	-2.72%
HELPING SCHOOLS-TAGS	6370	\$ 6,000.00	\$ 6,000.00	0.00%	\$ 6,428.04	\$ 18,892.16	\$ 13,464.11	208.46%
MFG HOMES - REG FEES	6380	\$ 10,000.00	\$ 10,000.00	0.00%	\$ 7,876.00	\$ 32,987.72	\$ 25,111.72	318.84%
CITY COUNCIL APPROPRIATIONS	6520	\$ 3,738,286.00	\$ 3,738,286.00	0.00%	\$ 3,426,762.17	\$ 3,426,762.17	\$ -	0.00%
Total Local Revenue - Year to Date Comparison		\$ 17,210,877.00	\$ 17,270,113.00	0.34%	\$ 17,387,678.83	\$ 17,387,961.47	\$ (48,628.18)	-0.28%

**REPORT TO DOTHAN CITY SCHOOLS BOARD OF EDUCATION
 ACCOUNTS PAYABLE AND PAYROLL
 09/04/13**

DATE	BATCH	DESCRIPTION	CHECK NUMBERS	TOTAL
08/01/13	67541	AP	203448-203457	\$17,557.38
08/02/13	67553	AP	203458-203458	\$647,173.09
08/07/13	67583	AP	203459-203462	\$948,519.23
08/08/13	67585	AP	203463-203468	\$836,601.06
08/12/13	67835	AP	203549-203599	\$172,672.83
08/15/13	67857	AP	203800-203856	\$297,511.49
08/16/13	67873	AP	Direct Deposit	\$6,077.78
08/16/13	67888	AP	203656-203696	\$68,776.03
08/19/13	67707	AP	203897-203898	\$1,484.60
08/19/13	67709	AP	203899-203707	\$9,108.36
08/23/13	67741	AP	Direct Deposit	\$3,110.00
08/23/13	67741	AP	203708-203730	\$10,865.56
08/22/13	67792	AP	203731-203794	\$306,063.89
08/15/13	67829	AP	203795-203796	\$146,158.18
08/23/13	67790	AP	203796-203797	\$483.88
08/28/13	67899	AP	Direct Deposit	\$29,179.49
08/28/13	67900	AP	203798-203846	\$441,655.86
08/29/13	67929	AP	203847-203847	\$248.64
08/30/13	67946	AP	Direct Deposit	\$14,883.71
08/30/13	67947	AP	203848-203866	\$8,645.16
08/12/13	67642	AP VOID		(\$135.60)
08/20/13	67737	AP VOID		(\$89.99)
08/23/13	67981	AP VOID		(\$240.00)
08/06/13	67570	PAYROLL	298884-298904	\$3,437.07
03/13/13	67631	PAYROLL	298905-298933	\$2,775.77
08/30/13	67872	PAYROLL	298934-298998	\$2,421,764.08
08/30/13	67878	PAYROLL	298999-298999	\$51,380.71
08/30/13	67879	PAYROLL	299000-299000	\$4,054.79
08/30/13	67914	PAYROLL	299001-299003	\$1,051.17
8/30/2013	67989	PAYROLL	299004-299004	\$570.74
08/02/13	67555	ATF		\$131,027.21
08/13/13	67958	ATF		\$494.43
08/08/13	67951	ATF		\$632.70
08/30/13	67977	ATF		\$892,172.46
				\$7,474,723.83

The computer groups all checks and information entered into the computer by a "batch number." These "batch numbers" can quickly identify any or all amounts listed above.

I hereby certify that all bank statements as of 8/31/2013 have been reconciled.

Ann L. O'Meara
 Name

9/5/2013
 Date

Personnel Services

Mr. Todd Weeks presented the Personnel Agenda with Addendum. Mrs. Brenda Guilford pulled Item B.4.

Mr. Jimmy Addison made a motion seconded by Mr. Franklin Jones to approve the Personnel Agenda pulling Item B.4, as presented and as recommended by the Superintendent. The motion carried unanimously. Voting was as follows: "YEA" – Jones, Woodall, Addison, Guilford, Armstrong, Maddox. "NAY" – None. "ABSTAIN" – None. (See Personnel below)

Mr. Jimmy Addison made a motion seconded by Mr. Ben Armstrong to approve Item B.4 of the Personnel Agenda, as presented and as recommended by the Superintendent. The motion carried. Voting was as follows: "YEA" – Jones, Woodall, Addison, Armstrong, Maddox. "NAY" – None. "ABSTAIN" – Guilford. (See Personnel below)

DOTHAN CITY BOARD OF EDUCATION, Personnel Action Sheet

TO: Board Members
 FROM: Tim Wilder
 DATE: September 16, 2013

I recommend approval of the following personnel items:

- A. TRANSFER(S):
 1. Shemetha Green, transferring from Sixth Grade Teacher at Beverly Magnet School to Reading/Instructional Coach at Faine Elementary School (Replacing James Williams), effective September 17, 2013

B. APPOINTMENT(S):

Name C-Certified/S-Support	Degree/College	Related Experience		Assignment	Effective Date
		School	Other		
1. Cynthia Weeks – S	B.S., Troy University at Troy, Alabama LPN License	7 years teaching experience		School Nurse (LPN), at Honeysuckle Middle School (replacing Tomoko Turner)	September 17, 2013

C. VERIFICATION OF HIGHER DEGREE(S):

- Elizabeth Searcy Landwerlen (Heard Magnet School), verification of Master's Degree, recognized by the State Superintendent on September 5, 2013
- Adrian P. Broughton (Honeysuckle Middle School), verification of Master's Degree, recognized by the State Superintendent on September 11, 2013

D. REQUEST(S):

- Eliminate one full-time (12-month) position at the Diversion Center and create one half-time (12-month) and one half-time (9-month) position at the Diversion Center

NOTE: Principals are in the process of interviewing for some key vacancies; therefore, we may have an addendum.

ADDENDUM, DOTHAN CITY BOARD OF EDUCATION, Personnel Action Sheet

TO: Board Members
 FROM: Tim Wilder
 DATE: September 16, 2013

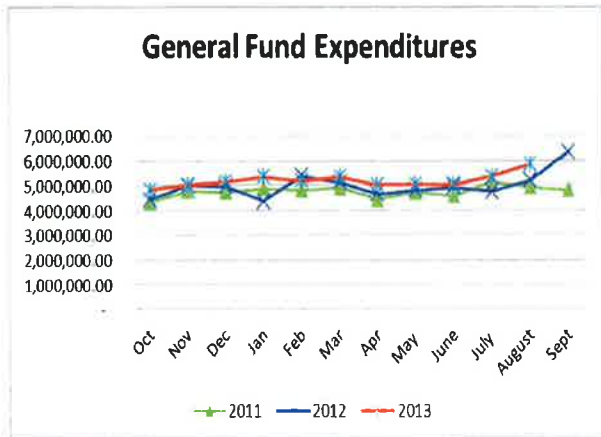
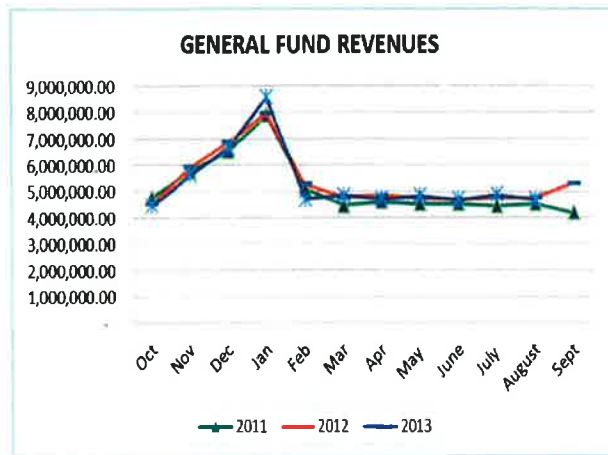
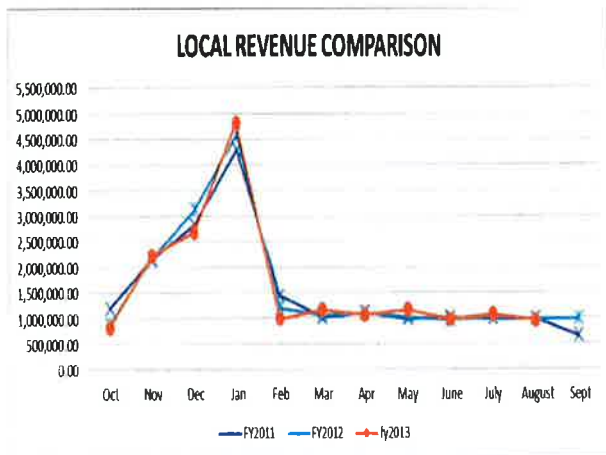
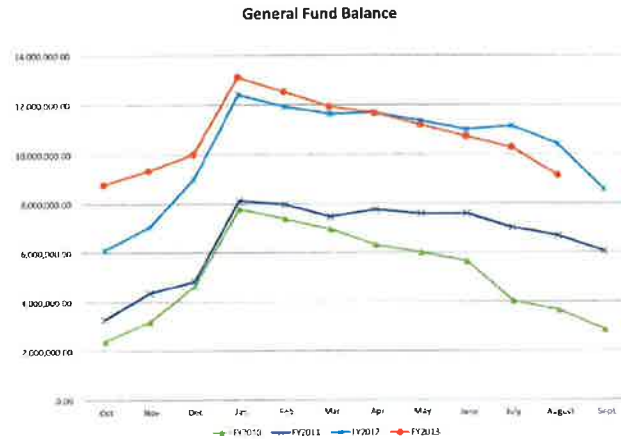
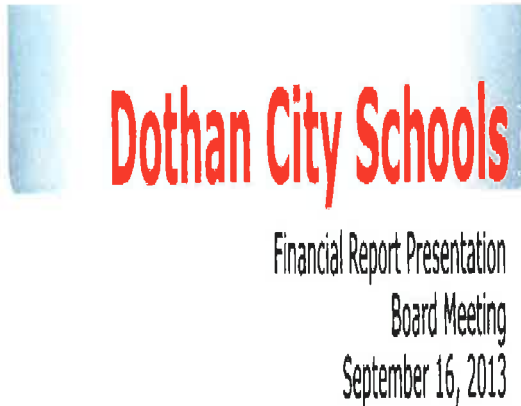
I recommend approval of the following personnel items:

B. APPOINTMENT(S):

Name C-Certified/S-Support	Degree/College	Related Experience		Assignment	Effective Date
		School	Other		
2. Sherell Brown – S	Northview High School	0	0	Student Worker for Extended Day Program at Montana Magnet School – for the 2013-2014 school year only	September 17, 2013 for the 2013-2014 school year only
3. Cade Hall – S	Northview High School	0	0	Student Worker for Extended Day Program at Montana Magnet School – for the 2013-2014 school year only	September 17, 2013 for the 2013-2014 school year only
4. Bertha Nicole Guilford – C	B.S., Tuskegee University at Tuskegee, Alabama	4 Pending 2 years verification of years school experience	0	Reading Coach at Girard Middle School (Replacing Erica Hall)	September 17, 2013

Superintendent Recommendations

Mr. Mike Manuel gave a Budget Update reviewing the General Fund Balance Comparison, Local Revenue Comparison, General Fund Revenues, Analysis of General Fund Expenditures and General Fund Recap. (see below)



Beginning Fund Balance, 10/01/2012	\$ 8,590,325.39
Operating Revenues	\$ 58,603,576.19
Operating Expenditures	\$ (57,248,156.21)
Operating Excess(Deficit)	\$ 1,355,419.98
Other Fund Sources	\$ 496,857.46
Other Fund Uses	\$ (1,286,767.89)
Net Uses	\$ (789,910.43)
Net Results YTD	\$ 565,509.55
Ending Fund Balance 08/31/2013	\$ 9,155,834.94
Months Operating Balance	1.76
Compared to Amount at 09/30/2012	1.87
Compared to Amount at 08/31/2012	2.14

Mr. Mike Manuel updated the Board on the NHS project stating the contractor has received notice to proceed and the groundbreaking is being planned.

New Business

Mrs. Allyson Morgan stated Mr. Wilder requested a special meeting on Tuesday, September 24th at 8:00 a.m.

Dr. Harry Wayne Parrish stated the Board would also meet again on October 1st for the Board Members Swearing In and Special Meeting, October 7th and October 21st. (See additional Board meeting dates below)

DOTHAN CITY SCHOOLS, BOARD OF EDUCATION, BOARD MEETINGS: Board Agendas are posted to the Dothan City Schools website: www.dothan.k12.al.us. On the morning of the Board meeting the Agenda will be replaced with the Board Agenda Packet (under the Agenda column). Click on Administrative Services on the right side then click on Board Meetings on the left side. We also have the Board meeting calendar, listing Regular and Workshop meetings only, under School Calendars on the website. Regular Meetings are normally held on the 3rd Monday of each month. All meetings are scheduled for 5:00 p.m. in the Dothan City Schools' Teachers' Center, 500 Dusy Street, **unless otherwise announced**. Meeting dates are occasionally changed due to holidays or conflicts. Additional Special meetings are held as needed and are announced in local media.

DATE & TIME	TYPE & LOCATION
October 7, 2013 – 5:00 PM	Workshop @ Board of Education, Teachers' Center, 500 Dusy Street
October 21, 2013 – 5:00 PM	Regular Meeting @ Board of Education, Teachers' Center, 500 Dusy Street
November 4, 2013 – 5:00 PM	Workshop @ Board of Education, Teachers' Center, 500 Dusy Street
November 18, 2013 – 5:00 PM	Regular Meeting @ Board of Education, Teachers' Center, 500 Dusy Street
December 9, 2013 – 5:00 PM	Workshop @ Board of Education, Teachers' Center, 500 Dusy Street
December 16, 2013 – 5:00 PM	Regular Meeting @ Board of Education, Teachers' Center, 500 Dusy Street
January 13, 2014 – 5:00 PM	Workshop @ Board of Education, Teachers' Center, 500 Dusy Street
January 21, 2014 – 5:00 PM	Regular Meeting @ Board of Education, Teachers' Center, 500 Dusy Street
February 10, 2014 – 5:00 PM	Workshop @ Board of Education, Teachers' Center, 500 Dusy Street
February 18, 2014 – 5:00 PM	Regular Meeting @ Board of Education, Teachers' Center, 500 Dusy Street
March 10, 2014 – 5:00 PM	Workshop @ Board of Education, Teachers' Center, 500 Dusy Street
March 17, 2014 – 5:00 PM	Regular Meeting @ Board of Education, Teachers' Center, 500 Dusy Street
April 14, 2014 – 5:00 PM	Workshop @ Board of Education, Teachers' Center, 500 Dusy Street
April 21, 2014 – 5:00 PM	Regular Meeting @ Board of Education, Teachers' Center, 500 Dusy Street
May 12, 2014 – 5:00 PM	Workshop @ Board of Education, Teachers' Center, 500 Dusy Street
May 19, 2014 – 5:00 PM	Regular Meeting @ Board of Education, Teachers' Center, 500 Dusy Street
June 9, 2014 – 5:00 PM	Workshop @ Board of Education, Teachers' Center, 500 Dusy Street
June 16, 2014 – 5:00 PM	Regular Meeting @ Board of Education, Teachers' Center, 500 Dusy Street

Adjournment

Mr. Charles Woodall made a motion seconded by Mr. Franklin Jones to adjourn. The motion carried unanimously. Voting was as follows: "YEA" – Jones, Woodall, Addison, Guilford Armstrong, Maddox. "NAY" – None. "ABSTAIN" – None.

The meeting adjourned at 5:45 p.m.

APPROVED: February 24, 2014

Dr. Harry Wayne Parrish, Chairman

Tim Wilder, Superintendent, Secretary