


**FOR IMMEDIATE RELEASE**

*November 18, 2022*

**MEDIA CONTACT:**

*Meagan Dorsey  
Public Information Officer  
Dothan City Schools  
334-793-1397 ext. 236203*



**Dothan City Schools’ 2021-2022 School Report Card Released**

DOTHAN, Ala. – The Alabama Department of Education released the Alabama State Report Card today, containing a letter grade for schools and school systems across the state for the 2021-2022 school year, including Dothan City Schools (DCS). The last Alabama State Report Card was released in the Fall of 2019 for the 2018-2019 school year.

Dothan City Schools received a “C,” which reflects several different factors including academic achievement, academic growth, chronic absenteeism, as well as graduation rates and college and career readiness (for high schools).



“I would like to commend all DCS administrators, Principals, teachers and staff on their hard work toward the continued growth and academic achievement of all Dothan City School students. The last several years have proven to be extremely challenging as a result of the pandemic and restructuring," said Dothan City School Superintendent, Dr. Dennis Coe. “Moving forward we recognize the components of the restructuring that were successful and are developing plans to modify components of the restructuring that were not successful. The process includes current parents and community forums designed as listening sessions to gather input from the public as to how we improve. Additionally, we encourage all members of the community to participate in the upcoming community forum on November 29th at Beverlye Intermediate School beginning at 6 PM.”

- MORE -

Parents and community members should be mindful that as a result of the restructuring every school in Dothan City Schools has a different grade configuration and demographics from the previously released Report Card from the 2018-2019 school year. We encourage parents and others to explore DCS's five-year Strategic Plan and the Alabama State Report Card, which provides multi-year, detailed information about our schools and allows you to compare our schools to others throughout the state using a wide range of measures. This information can be found at:

- ❖ [dothan.k12.al.us/strategicplan](https://dothan.k12.al.us/strategicplan)
- ❖ [reportcard.alsde.edu/selectschool.aspx](https://reportcard.alsde.edu/selectschool.aspx)

Whether a school receives a higher or lower letter grade, the release of the Alabama State Report Card represents an opportunity for schools, parents and community members to work together to help every school in the state succeed.

###

# DOTHAN CITY SCHOOL REPORT CARD 2021-2022



The Alabama Department of Education released the Alabama State Report Card on November 18, 2022, containing a letter grade for schools and school-systems across the state. The report card provides parents and community members with an additional snapshot of information to understand how their school is performing, see successes, and know where to ask questions and get engaged. Dothan City Schools' grade changed from a 81/B to a **76/C**.

This grade reflects several different factors including academic achievement, academic growth, chronic absenteeism, graduation rates, college and career readiness, and English Language Proficiency.

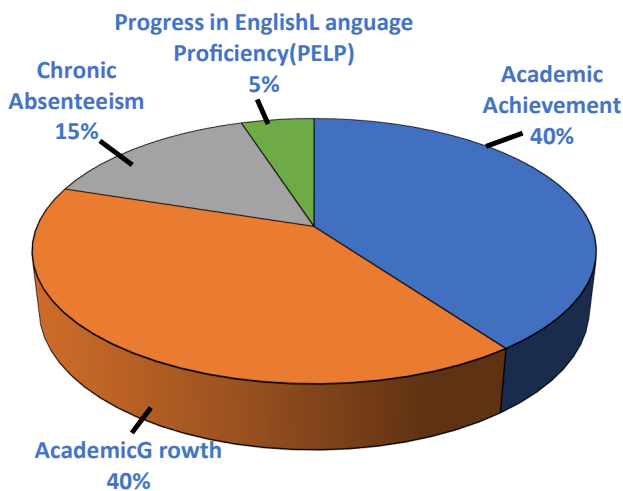


EDUCATION  
**REPORT**  
CARD

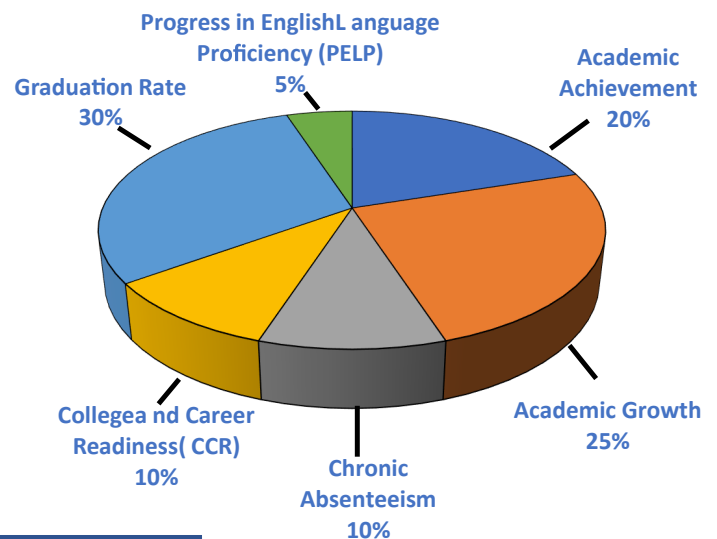


## Indicator Weights by School Configuration (State & Federal)

### Schools Without a Grade 12




### Schools With a Grade 12/District/State



- Academic Achievement
- Academic Growth
- Chronic Absenteeism
- College and Career Readiness (CCR)
- Graduation Rate
- Progress in English Language Proficiency (PELP)

- Each Indicator Score will be multiplied by the indicated Percent of Score.
- The products will then be summed in order to obtain a numerical score.
- The numerical score will be matched to the traditional grading scale and the resulting letter grade will be displayed in the State Accountability System.



## Indicator Factor Definitions

**Academic Achievement** is based Determined based on the number of students in the areas of English Language Arts (ELA) and Math utilizing assessments in tested grades, within the achievement levels I-IV.

The score is based on achievement levels as outlined below:

Level I - 0.00

Level II – 0.50

Level III – 1.00

Level IV – 1.25

**Academic Growth** is based on individual students who demonstrate improvement in English Language Arts (ELA) and Math, utilizing assessments in tested grades within the growth categories 1-4.

The score is based on the weighted growth categories outlined below:

Category 1 – 0

Category 2 – 0.75

Category 3 – 1.25

Category 4 – 1.50

**Graduation Rate** is based on the percentage of high school students who graduated within four (4) years of first entering the 9th grade.

**College and Career Readiness (CCR)** is based on the percentage of students enrolled in the 4 year cohort who met at least one (1) of the CCR indicators:

College and Career Readiness Indicators are below:

- » Benchmark on any ACT subtest
- » Qualifying Score on AP or IB Exam
- » Military Enlistment
- » Approved Transcript College or Postsecondary Credit while in High School
- » Silver Level or Higher on the ACT WorkKeys
- » Approved Industry Credentials

**Progress in English Language Proficiency** is based on growth to target model measured by two (2) years of student performance on WIDA ACCESS scores, as measured against progress targets.

**Chronic Absenteeism** is based on the percentage of students in grades K-12 who missed 18 or more days (both excused and unexcused). Points are based on students present.

## DOTHAN CITY SCHOOL SCORES PER SCHOOL



### 2021-2022 Report Card Scores

Beverlye Intermediate School	65
Carver 9th Grade Academy	73
Carver School for Math, Science and Technology	95
Dothan City Virtual School	58
Dothan High School	73
Dothan Preparatory Academy	67
Faine Elementary School	54
Girard Intermediate School	54
Girard Primary School	56
Heard Elementary School	80
Hidden Lake Primary School	66
Highlands Elementary School	88
Kelly Springs Elementary School	79
Morris Slingluff Elementary School	64
Selma Street Elementary School	79